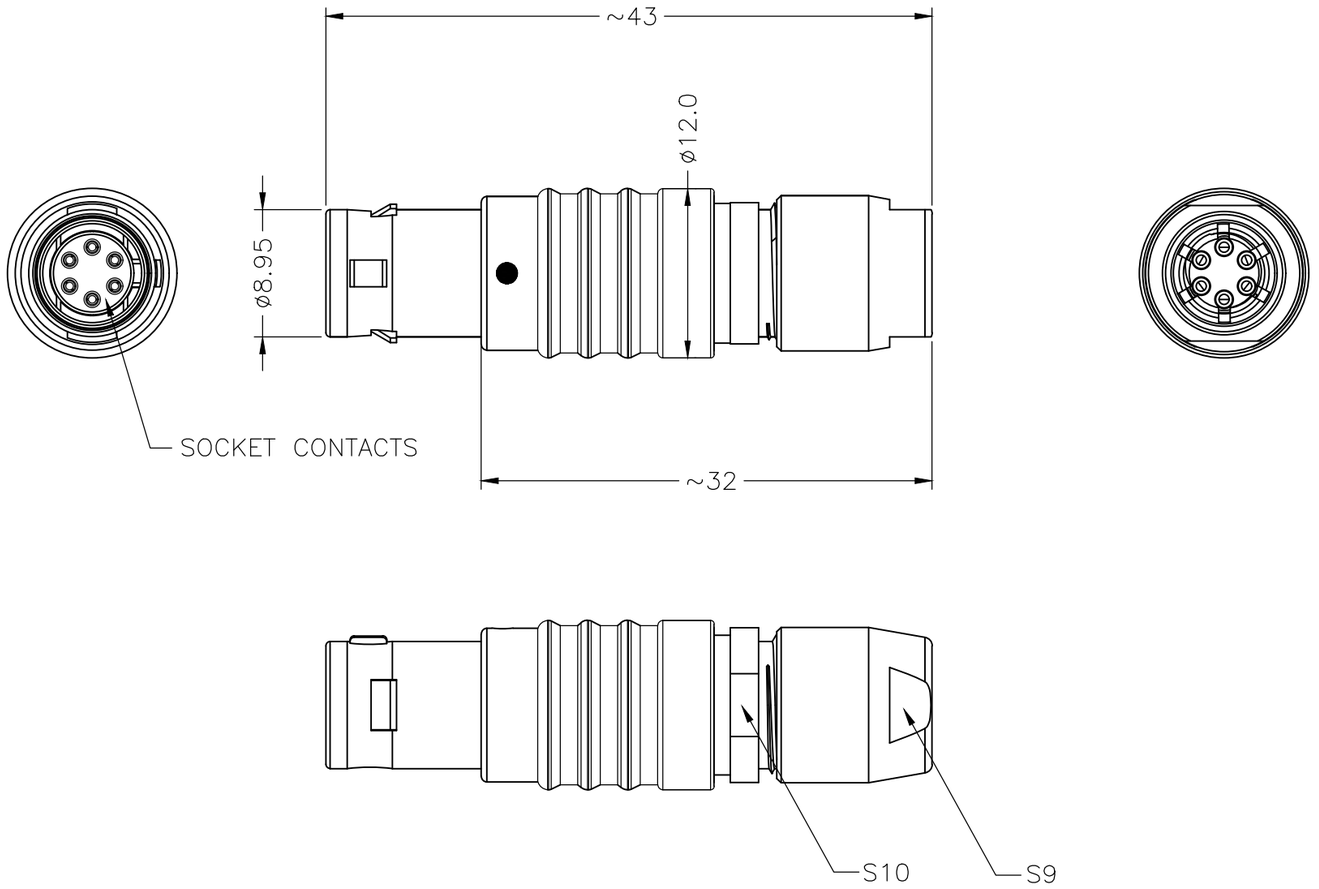

1B METAL CIRCULAR ASSEMBLY P/N DESCRIPTION :

1B A M2 X X XX X XX A
① ② ③ ④ ⑤

① Insert
P=PEEK
1=PPS

② Contact Plating
2=15u" Min
A=2u" Min

③ Number of contacts
02=2Pin
⋮
16=16Pin

④ Keying

G= 0°	E= 145°
A= 30°	F= 155°
B= 60°	J= 45°
C= 90°	K= 70°
D= 135°	L= 80°

⑤ Cable collet
27=2.7mm (Cable ø2.2~2.7mm)
31=3.1mm (Cable ø2.7~3.1mm)
42=4.2mm (Cable ø3.2~4.2mm)
52=5.2mm (Cable ø4.2~5.2mm)
62=6.2mm (Cable ø5.2~6.2mm)
72=7.2mm (Cable ø6.2~7.2mm)
76=7.6mm (Cable ø7.2~7.6mm)

NOTE:
1. MATERIAL:
1.1.SHELL ASSEMBLY: COPPER ALLOY,OUTER SHELL AND COLLET NUT Cr PLATING, OTHER METALLIC COMPONENTS Ni PLATING
1.2.INSERT: THERMOPLASTIC,UL94V-0
1.3.CENTER CONTACT : COPPER ALLOY,Au PLATING
2.NUMBER OF CONTACT : 2 TO 16 POSITION
3.RoHS DIRECTIVE COMPLIANCE

THIRD ANGLE PROJECTION		TOLERANCES UNLESS OTHERWISE SPECIFIED		Dongguan Circon Technology Co.,Ltd.			
UNITS ■ mm □ INCH		0 PLC ± 1.00 1 PLC ± 0.50 2 PLC ± 0.25 3 PLC ± 4 PLC ±		TITLE: 1B METAL CIRCULAR CONNECTOR STRAIGHT PLUGS/SOCKET CONTACTS			
ANGLES 0 PLC ± 3 1 PLC ± 2				C	DRAWING NO.	A-M-091	REV. A2
APPROVED BY	JACK	DATE	2025-3-14		PART NO.	1BAM2XXXXXXXA	
CHECKED BY	CHARLES	DATE	2025-3-14				
DRAWN BY	ANDY	DATE	2025-3-14	SIZE: A3	SCALE: 1:1	SHEET: 1 OF 2	

REV.	REVISION DESCRIPTION	ECR/ECN NO.	DATE

KEYING (PLUG FRONT VIEW):

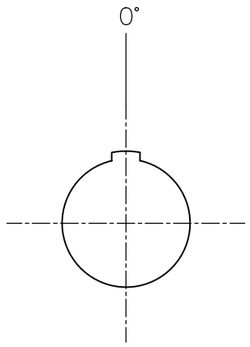

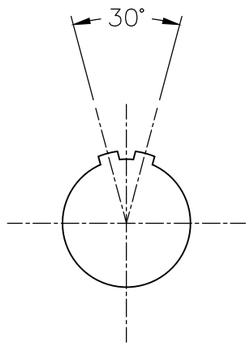

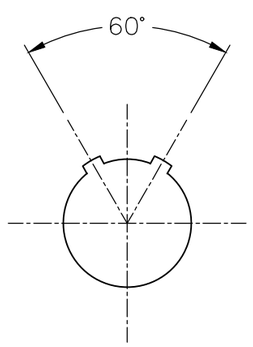

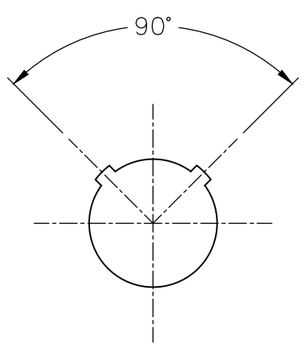

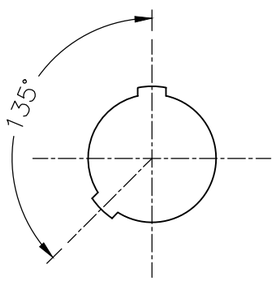

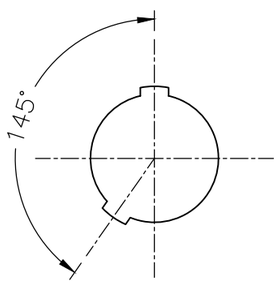

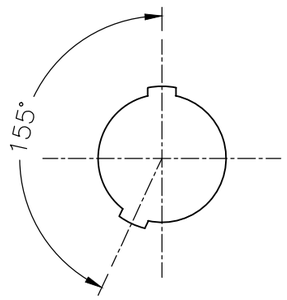

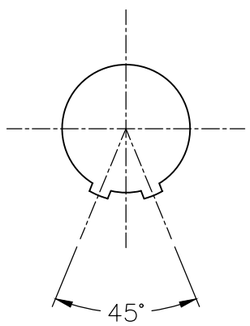

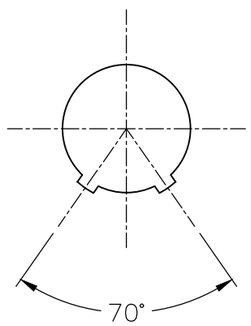

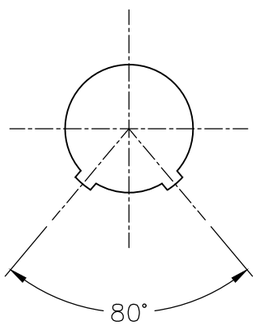

VIEW FROM TERMINATION SIDE PIN PART

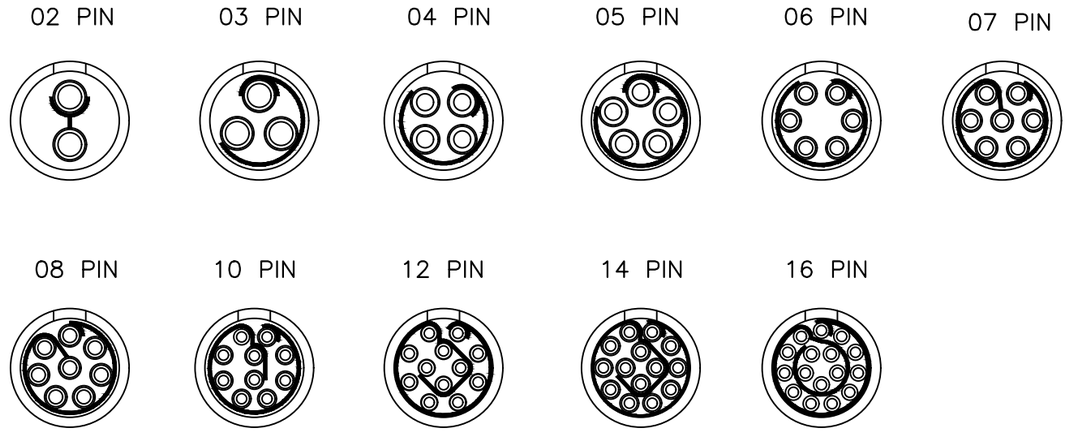

THIRD ANGLE PROJECTION		TOLERANCES UNLESS OTHERWISE SPECIFIED	
UNITS ■ mm □ INCH		0 PLC ± 1.00 1 PLC ± 0.50 2 PLC ± 0.25 3 PLC ± 4 PLC ±	
ANGLES 0 PLC ± 3 1 PLC ± 2			
APPROVED BY	JACK	DATE	2025-3-14
CHECKED BY	CHARLES	DATE	2025-3-14
DRAWN BY	ANDY	DATE	2025-3-14

Dongguan Circon Technology Co.,Ltd.

TITLE: 1B METAL CIRCULAR CONNECTOR
STRAIGHT PLUGS/SOCKET CONTACTS

C	DRAWING NO.	A-M-091	REV. A2
	PART NO.	1BAM2XXXXXXXA	
SIZE: A3	SCALE: 1:1	SHEET: 2 OF 2	

REV.	REVISION DESCRIPTION	ECR/ECN NO.	DATE