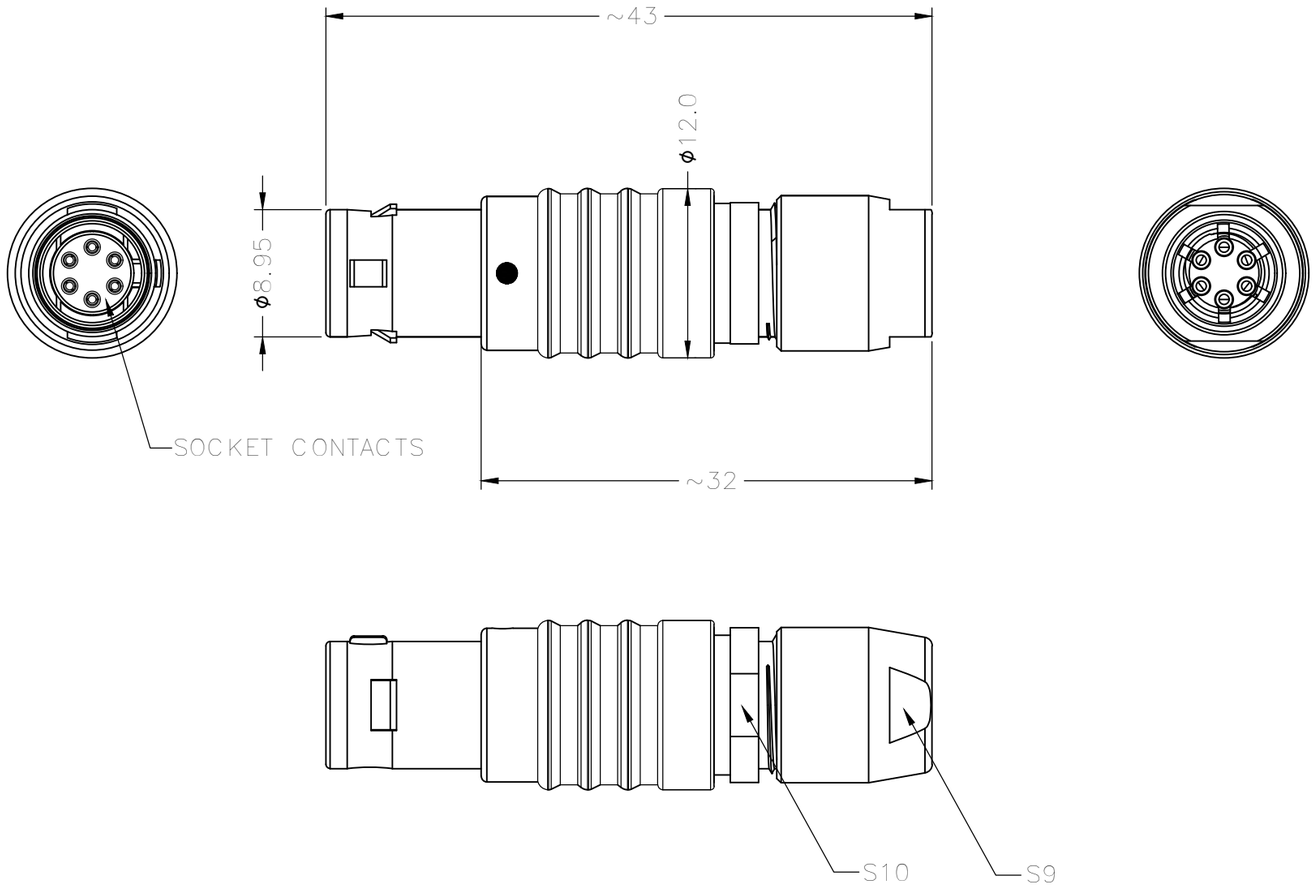

1B METAL CIRCULAR ASSEMBLY P/N DESCRIPTION :

1B A M2 X X XX X XX A
① ② ③ ④ ⑤

① Insert
P=PEEK
1=PPS

② Plating
2=High Gold
A=Gold flash

③ Number of contacts
02=2Pin
:
16=16Pin

④ Keying
G= 0° E=145°
A= 30° F=155°
B=60° J=45°
C=90° K=70°
D=135° L=80°

⑤ Cable collet
27=2.7mm (Cableø2.2~2.7mm)
31=3.1mm (Cableø2.7~3.1mm)
42=4.2mm (Cableø3.2~4.2mm)
52=5.2mm (Cableø4.2~5.2mm)
62=6.2mm (Cableø5.2~6.2mm)
72=7.2mm (Cableø6.2~7.2mm)
76=7.6mm (Cableø7.2~7.6mm)

NOTE:

1. MATERIAL:

1.1.SHELL ASSEMBLY: COPPER ALLOY,OUTER SHELL AND COLLET NUT Cr PLATING, OTHER METALLIC COMPONENTS Ni PLATING

1.2.INSERT: THERMOPLASTIC,UL94V-0

1.3.CENTER CONTACT : COPPER ALLOY,Au PLATING

2.NUMBER OF CONTACT : 2 TO 16 POSITION

3.RoHS DIRECTIVE COMPLIANCE

REV.	REVISION DESCRIPTION	ECR/ECN NO.	DATE

THIRD ANGLE PROJECTION

UNITS ■ mm □ INCH

ANGLES 0 PLC ± 3
1 PLC ± 2

TOLERANCES UNLESS OTHERWISE SPECIFIED
0 PLC ± 1.00
1 PLC ± 0.50
2 PLC ± 0.25
3 PLC ±
4 PLC ±

APPROVED BY	JACK	DATE	2019-7-18
CHECKED BY	CHARLES	DATE	2019-7-18
DRAWN BY	ANDY	DATE	2019-7-18

Dongguan Circon Technology Co.,Ltd.

TITLE: 1B METAL CIRCULAR CONNECTOR STRAIGHT PLUGS/SOCKET CONTACTS

C	DRAWING NO.	A-M-091	REV. A0
	PART NO.	1BAM2XXXXXXXA	

SIZE: A3 SCALE: 1:1 SHEET: 1 OF 2

KEYING (PLUG FRONT VIEW):

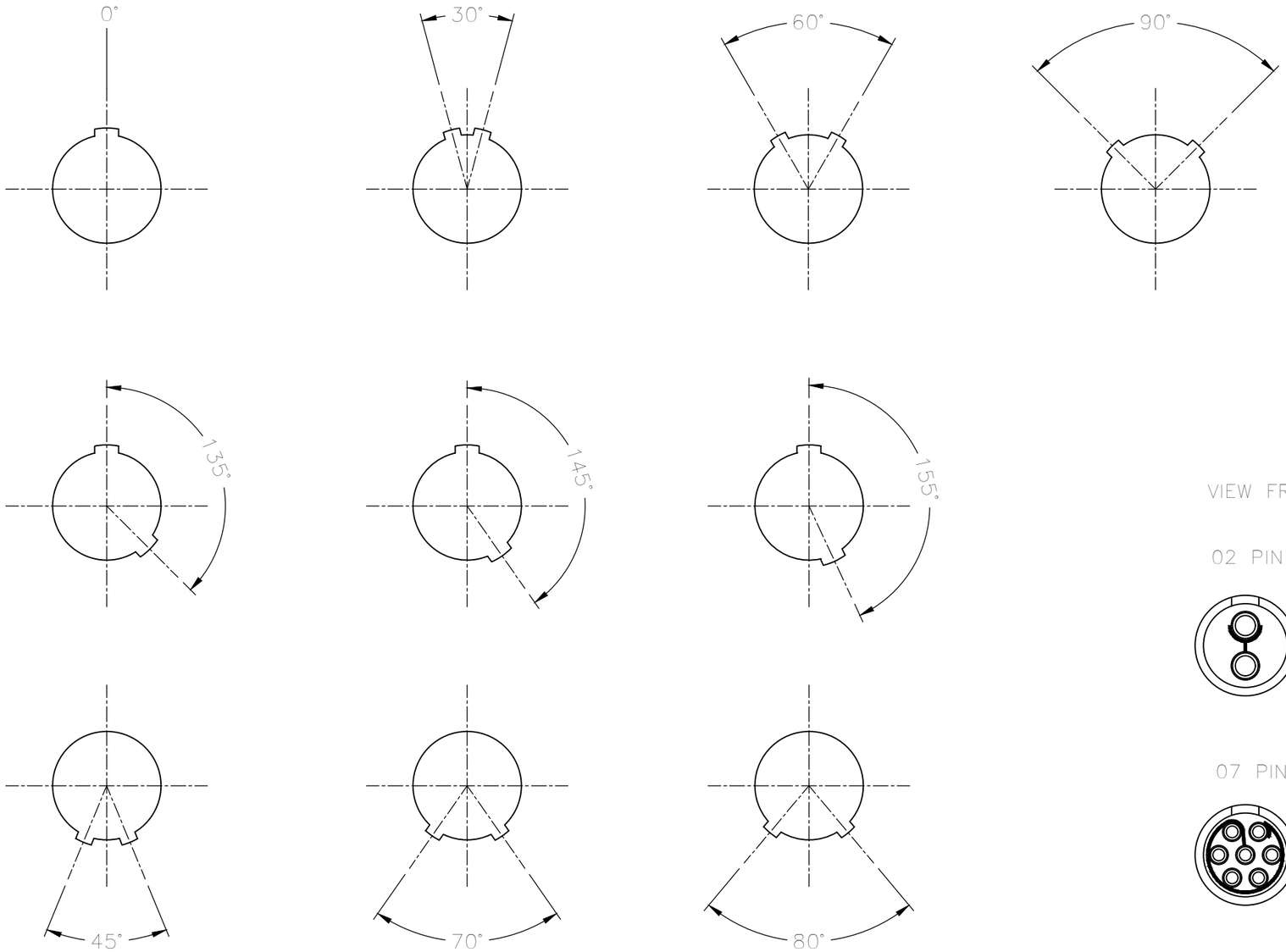

VIEW FROM TERMINATION SIDE PIN PART

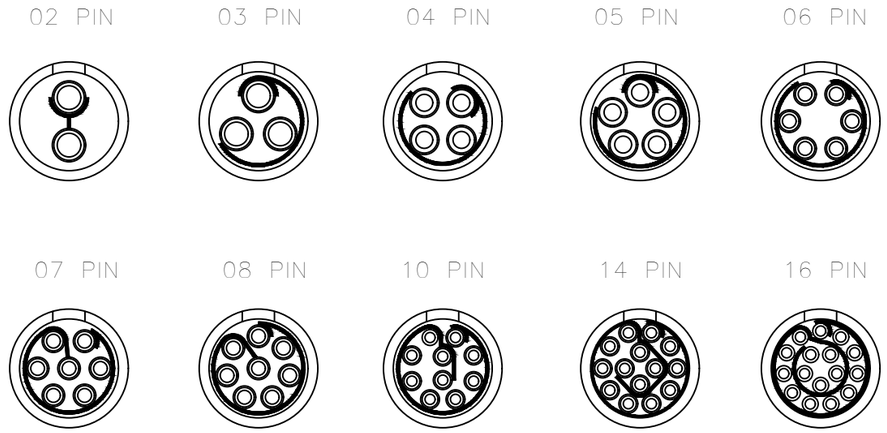

THIRD ANGLE PROJECTION		TOLERANCES UNLESS OTHERWISE SPECIFIED	
UNITS ■ mm □ INCH		0 PLC ± 1.00 1 PLC ± 0.50 2 PLC ± 0.25 3 PLC ± 4 PLC ±	Dongguan Circon Technology Co.,Ltd.
ANGLES 0 PLC ± 3 1 PLC ± 2			TITLE: 1B METAL CIRCULAR CONNECTOR STRAIGHT PLUGS/SOCKET CONTACTS
APPROVED BY	JACK	DATE 2019-7-18	C — DRAWING NO. A-M-091 — REV. A0
CHECKED BY	CHARLES	DATE 2019-7-18	PART NO. 1BAM2XXXXXXXA
DRAWN BY	ANDY	DATE 2019-7-18	SIZE: A3 — SCALE: 1:1 — SHEET: 2 OF 2

REV.	REVISION DESCRIPTION	ECR/ECN NO.	DATE